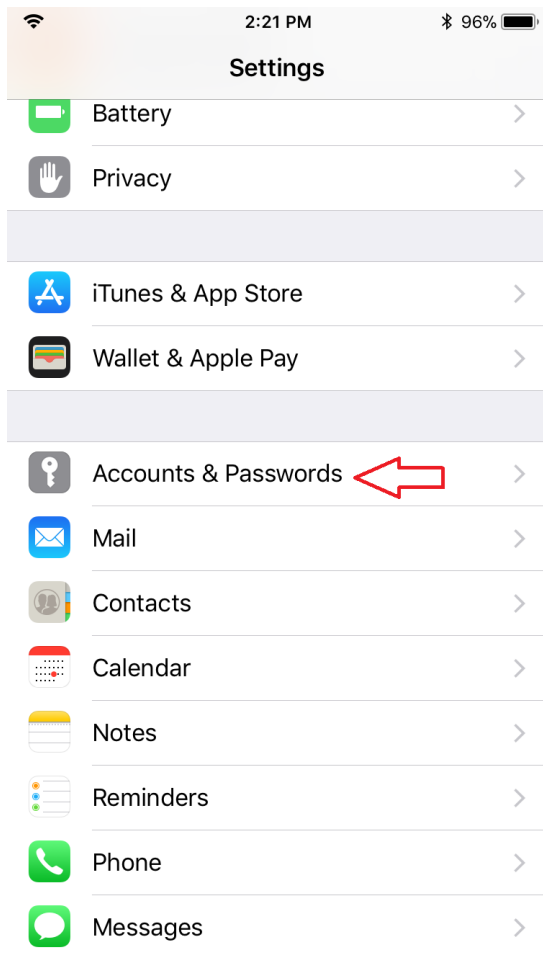
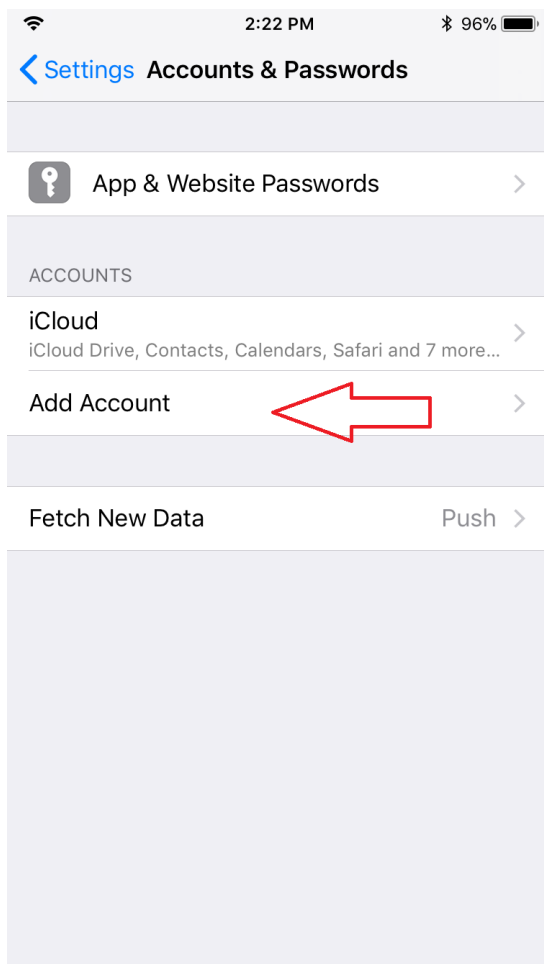


Setting up CPSD Email on iPhone


Updated 12/2017



Go to **Settings** App on your phone. Go to **Accounts & Passwords**.



Tap **Add Account**.



Tap **Exchange**.



Sign in


Username@conwayschools

Back Next



Enter your full @conwayschools.net email address.

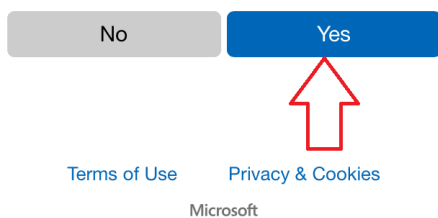
Enter the password.



iOS needs your permission to:

- **Sync your mail, contacts, calendar, and tasks, and send mail**
- **Access your info anytime**
- **Sign you in**
- **View your basic profile**

You can change these application permissions at any time in your account settings.



Click **Yes** to give your phone permission to connect to the Exchange services.